

Kajaria

Corporate Presentation











May 2022

Contents

- 1** Global Tile Industry
- 2** Indian Tile Industry
- 3** Kajaria Ceramics – overview
- 4** Financials
- 5** Shareholding Pattern











Production Trend for Top Ten Countries

(Million Sq.m)

		CY16	CY17	CY18	CY19	CY20	
	CHINA	10,265	10,146	9,011	8,225	8,474	→ 53%
	INDIA	955	1,080	1,145	1,266	1,320	→ 8%
	BRAZIL	871	867	872	909	840	
	VIETNAM	485	560	602	560	534	
	SPAIN	492	530	530	510	488	
	IRAN	340	373	383	398	449	
	TURKEY	330	355	335	296	370	
	ITALY	416	422	416	401	344	
	INDONESIA	360	307	383	347	304	
	EGYPT	250	300	300	300	285	
	OTHERS	2,079	2,474	2,580	2,615	2,685	
TOTAL WORLD PRODUCTION		17,110	17,414	16,557	15,827	16,093	

Consumption Trend for Top Ten Countries

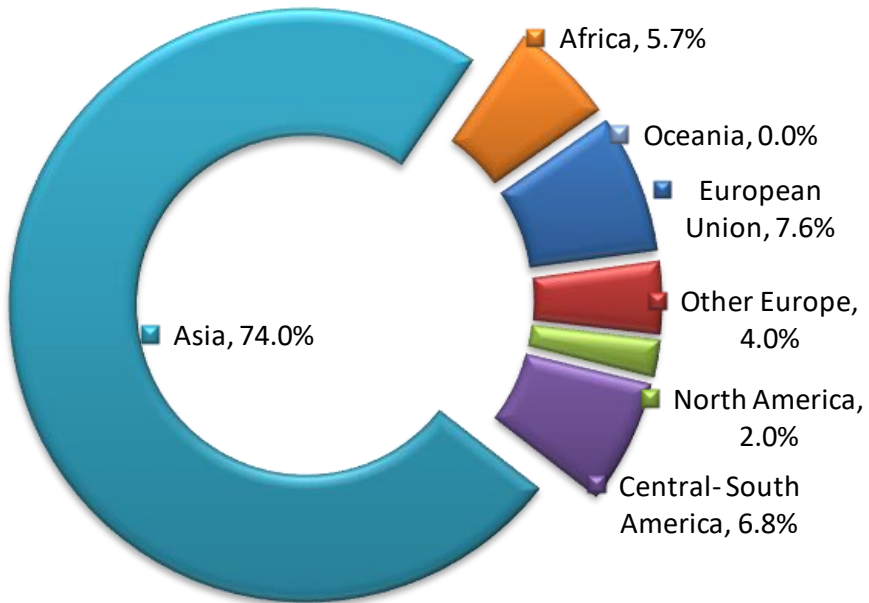
(Million Sq.m)

		CY16	CY17	CY18	CY19	CY20	
	CHINA	9,245	9,244	8,163	7,453	7,859	→ 48%
	INDIA	785	861	876	910	885	→ 6%
	BRAZIL	789	765	775	802	829	
	VIETNAM	412	580	542	467	400	
	INDONESIA	369	336	450	413	357	
	USA	274	284	289	273	264	
	MEXICO	235	242	236	238	242	
	TURKEY	239	251	236	185	241	
	SAUDI ARABIA	248	203	176	190	238	
	EGYPT	215	252	236	239	237	
	OTHERS	3,516	3,658	3,819	4,080	4,483	
TOTAL WORLD CONSUMPTION		16,859	17,229	16,426	15,650	16,035	

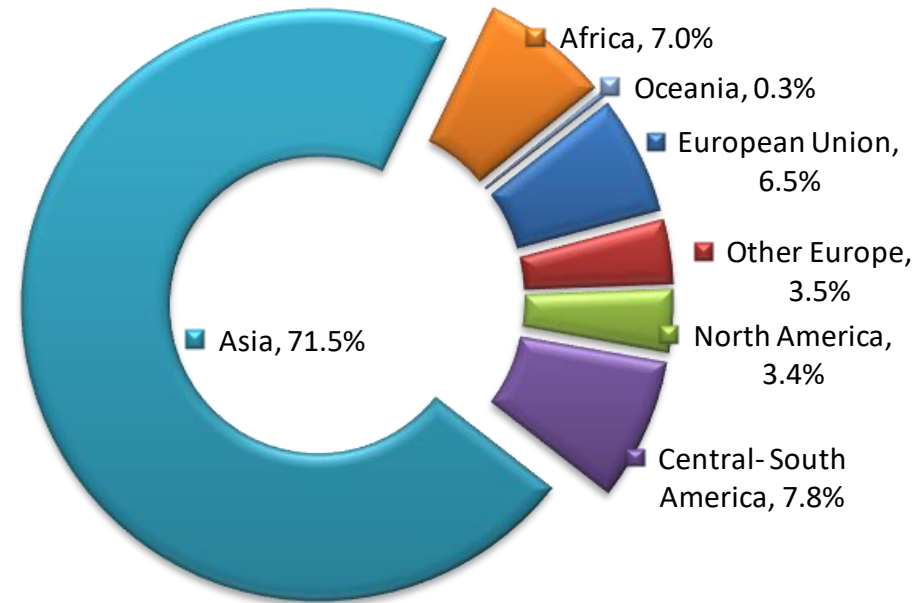
India's consumption declined by 3% as compared to the previous year.

World Production & Consumption (CY20)

Production



Consumption



Indian Tile Industry

- Indian tile production is 1,320 million sq. mtr. as of CY20 – increased by 4.3% over previous year.
- Indian tile consumption is 885 million sq. mtr. as of CY20 –declined by 2.7% over previous year.
- Export grown from 360 MSM in CY 2019 to 437 MSM in CY 2020.
- Industry size is estimated to be ~Rs. 33,700 crore as of FY22. Out of this, domestic consumption is ~Rs.21,000 crore and exports constitutes ~ Rs.12,700 crore.

Kajaria Ceramics - Overview

'Kajaria' is the largest manufacturer of ceramic/vitrified tiles in India and the 8th largest in the world. It has an annual manufacturing capacity of 82.80 million sq. meters presently, distributed across eight tile plants - one at Sikandrabad (UP), one at Gailpur (Rajasthan), one at Malootana (Rajasthan), three at Morbi (Gujarat) and one at Vijaywada and one at Srikalahasti (Andhra Pradesh).

Our Journey – No 1 Ceramic Tile Company in India and 8th Largest in world

- Started production in Aug 1988 at Sikandrabad (UP) with 1 MSM p.a.
- Current Capacity 8.40 MSM p.a. of glazed vitrified tiles.

- Commissioned 2nd plant in March 1998 at Gailpur (Rajasthan) with a capacity of 6 MSM p.a.
- Current Capacity is 34.30 MSM p.a. of ceramic wall and floor tiles and glazed vitrified tiles.

Subsidiaries - Tiles:

- 2012: Kajaria Vitrified (formally known as Jaxx Vitrified Pvt Ltd) (87.37% stake), Morbi, Gujarat : 7.60 MSM p.a. polished vitrified tiles.
- 2012: Vennar (51% stake), Vijayawada, Andhra Pradesh : 2.90 MSM p.a. ceramic wall & floor tiles.
- 2012: Cosa (59% stake), Morbi, Gujarat: 5.70 MSM p.a. of polished vitrified tiles.

- Commissioned 3rd plant in Jan 2016 at Malootana (Rajasthan) with a capacity of 6.50 MSM p.a. of polished vitrified tiles.

- Commissioned 4th Plant in Sep 2019 at Srikalahasti (Andhra Pradesh) with a capacity of 5 MSM p.a. of glazed vitrified tiles.

- In April 2022, commissioned another unit at Kajaria Vitrified (Morbi, Gujarat) with a capacity of 4.40 MSM p.a. of ceramic floor tiles taking total capacity to 12.00 MSM.
- In May 2022, commissioned another unit at Srikalahasti (Andhra Pradesh) with a capacity of 3.80 MSM p.a. of value added glazed vitrified tiles taking total capacity to 8.80 MSM.
- In May 2022, commissioned another unit at Gailpur (Rajasthan) with a capacity of 4.20 MSM p.a. of glazed vitrified tiles taking total capacity to 38.50 MSM (ceramic 29.40 MSM and GVT 9.10 MSM).

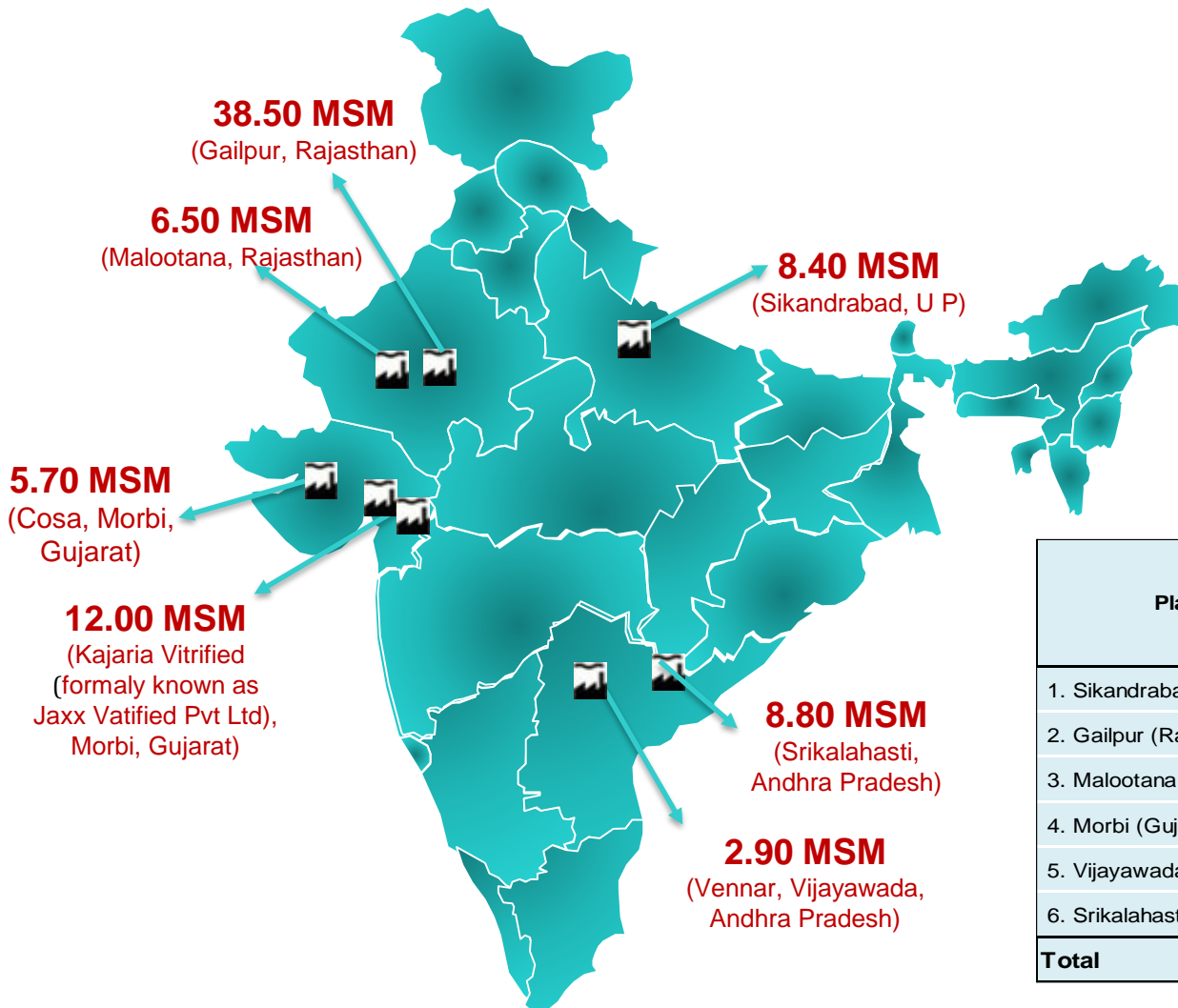
Geographical Spread of the Production Capacity

ASSET OVERVIEW

Total Capacity 82.80 MSM

8

MANUFACTURING FACILITIES



Plant	Production Capacity (MSM)			
	Ceramic Wall & Floor Tiles	Polished Vitrified Tiles	Glazed Vitrified Tiles	Total
1. Sikandrabad (UP)	-	-	8.40	8.40
2. Gailpur (Rajasthan)	29.40	-	9.10	38.50
3. Malootana (Rajasthan)	-	6.50	-	6.50
4. Morbi (Gujarat)	-	17.70	-	17.70
5. Vijayawada (AP)	2.90	-	-	2.90
6. Srikalahasti (AP)	-	-	8.80	8.80
Total	32.30	24.20	26.30	82.80

Tile Manufacturing Facilities – Own Plants



Gailpur, Rajasthan



Malootana, Rajasthan



Sikandrabad, UP



Srikalahasti, AP

Tile Manufacturing Facilities – Subsidiaries Plants



**Kajaria Vitrified, Gujarat
(formaly known as Jaxx Vatisfied Pvt Ltd)**



**Kajaria Vitrified II, Gujarat
(formaly known as Jaxx Vatisfied Pvt Ltd)**

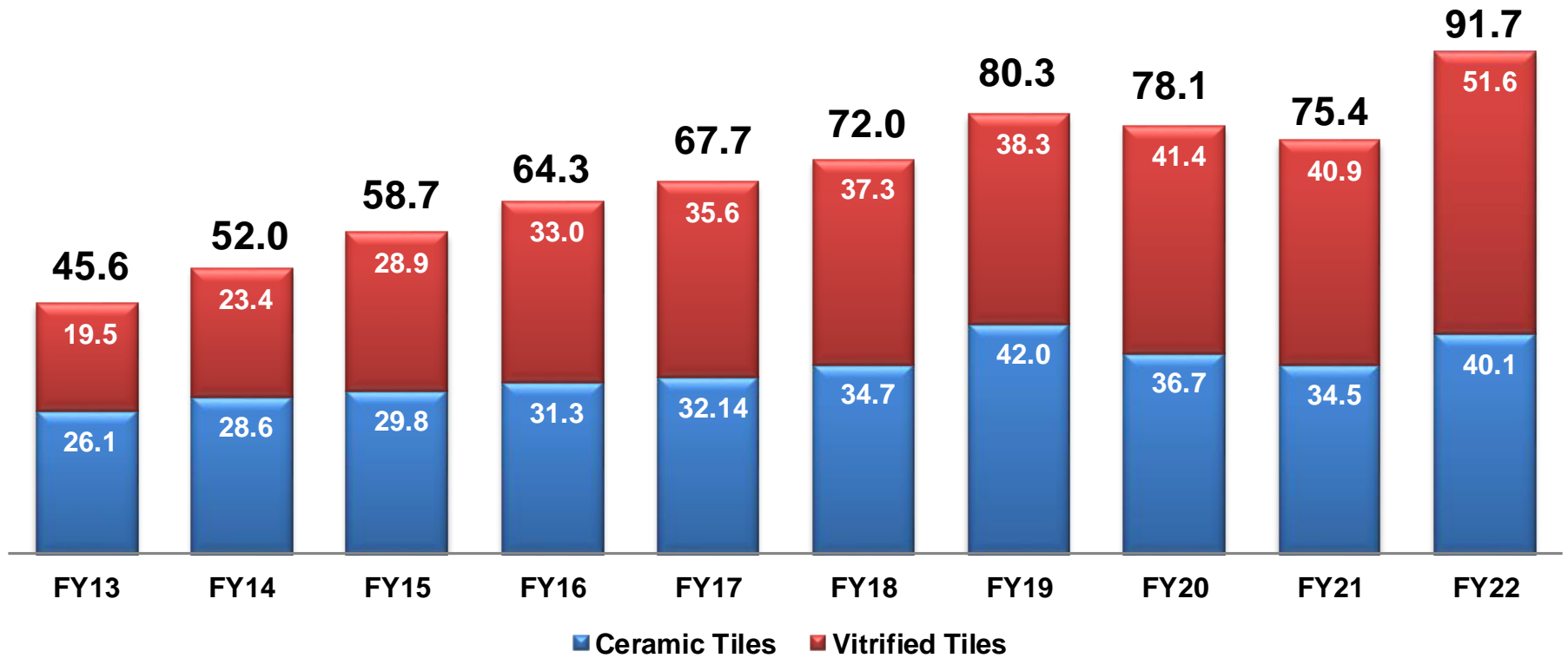


Cosa, Gujarat



Vennar, Andhra Pradesh

Tile sales growth (msm per annum)



Expansions on card

A. Kajaria Bathware (Rajasthan)

Adding new capacity of 6 lakh pieces per annum at existing location in Gailpur, which will increase the capacity to 16 lakh pieces per annum. Estimated cost for this expansion is Rs. 5 crore approx. This expansion is expected to be completed by July 2022.

B. Kerrovit Global Pvt. Ltd. (Gujarat)

The Board has considered that Kajaria Bathware Pvt Ltd (KBPL), wholly owned subsidiary (WoS) to invest upto to Rs 80 crores in Kerovit Global Pvt Ltd (KGPL) to make KGPL as a WoS of KBPL and to set up a sanitaryware manufacturing facility having production capacity of 8 lacs pcs p.a. in the state of Gujarat.

Our Brand Ambassador Akshay Kumar



Kajaria

Advertisement - Focused and Strategic

OTT

Kajaria

CATCH OUR TVC ON INDIA'S FAVOURITE OTT CHANNELS



SONY
liv INDIAN IDOL
Special Partner



ZEE5 INDIAN PRO MUSIC LEAGUE
Associate Sponsor



Disney+ hotstar INDIA VS ENGLAND

TV commercial

Kajaria

Get ready for a power packed weekend with Kajaria



Presenting Sponsor
DANCE INDIA DANCE
FINALE
29th September



SUPERSTAR SINGER
FINALE
6th October



THE KAPIL
SHARMA SHOW
Sat-Sun @ 9:30pm

ZEE TV HD

SONY
S
LIVE

ZEE CINEMA HD

& pictures HD

SONY
MAX

इंटरव्यू

ZEE BUSINESS

Print Media

Kajaria

CATCH THE STORY
OF A BRAND THAT HAS EMERGED FROM
DESH KI MITTI. IS INDIA JAI SA STRONG
AND DEFINES FREEDOM IN
BUSINESS STANDARD - 15th August.



HAPPY
INDEPENDENCE
DAY

Cinema commercial



Kuch baat hai iss desh ki mitti mein,
jisse desh ka har kona juda hai. Aur hum bhi.

Watch the latest TV Commercial at your nearest

PVR
CINEMAS

Kajaria

Airport Branding

More than 30 Airports Pan India

Delhi Airport




Mumbai Airport



Trays at airport checkpoints



Transit area



Branding In Cricket Stadium

India Vs Bangladesh



India Vs South Africa



India Vs West Indies




Distribution Network

Strong and loyal dealers all over the country



**1700 +
Operative
Dealers**

Tiles display at dealers' showrooms



Diversification – Bathware

Kajaria Bathware is a subsidiary of Kajaria Ceramics Ltd, with 85% stake and remaining 15% stake owned by Aravali Investment Holdings, Mauritius, a wholly-owned subsidiary of WestBridge Crossover Fund, LLC.




Sanitaryware : The plant is situated at Morbi (Gujarat) with production capacity of 7.50 lac pcs p.a.



Faucet: This facility is situated at Gailpur (Rajasthan) with production capacity of 1.00 million pcs p.a.

**'Kerovit' Brand Ambassador
Anushka Sharma**



Manufacturing Facilities – Bathware Plants



Sanitaryware, Gujarat



Faucet Plant, Rajasthan

Diversification – Plywood & Laminates

Kajaria Plywood Pvt. Ltd - a subsidiary company offering wood panel products under the brand of Kajaria PLY



PLYWOOD: This product is manufactured using selective hardwood species (incl. Gurjan) along with Glued Core Protection technology in both BWP & MR grades.

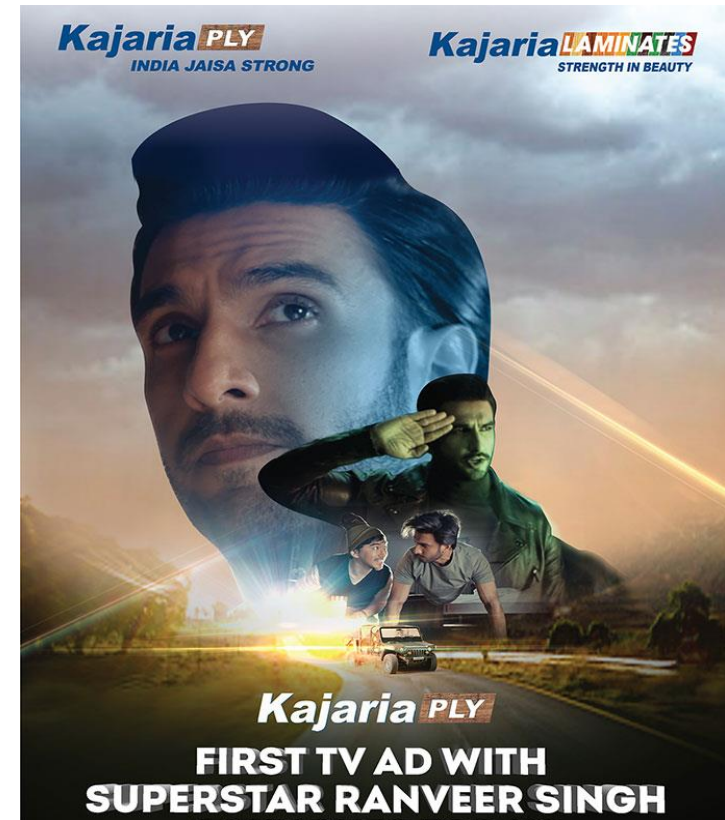


BLOCKBOARD: This product comes with pinewood construction and hardwood veneers along with Glued Core Protection technology in both BWP & MR grades.



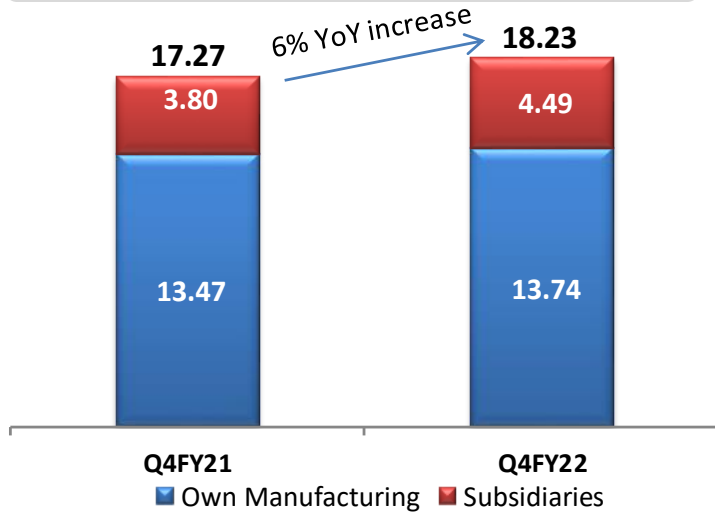
FLUSH DOOR: This product is available in both Pinewood & Hardwood construction and comes with unmatched industry-first warranty coverage.

**'Kajaria Ply' Brand Ambassador
Ranveer Singh**

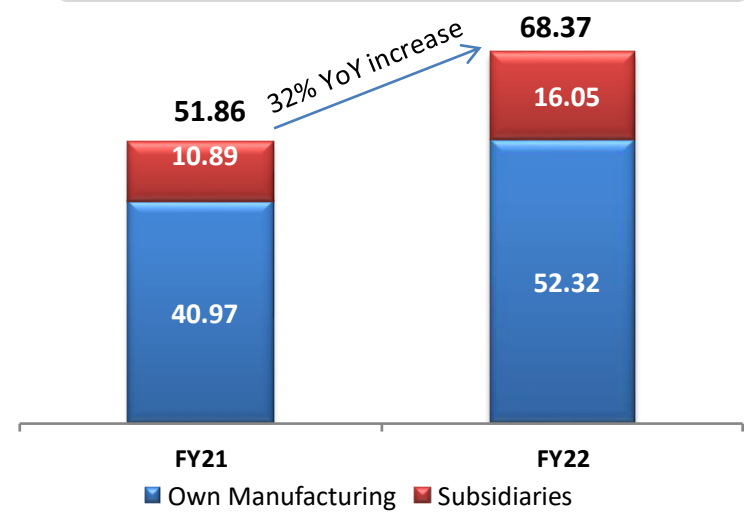


Volume Data (tiles) – Quarterly and Yearly

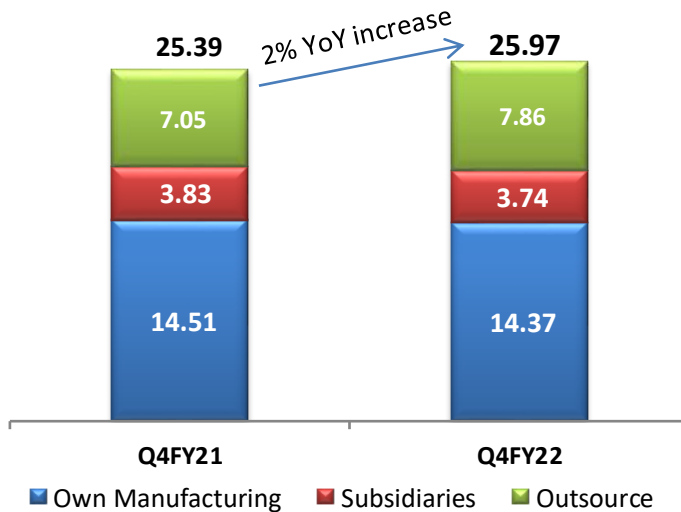
Production Growth (MSM) - Q4FY22



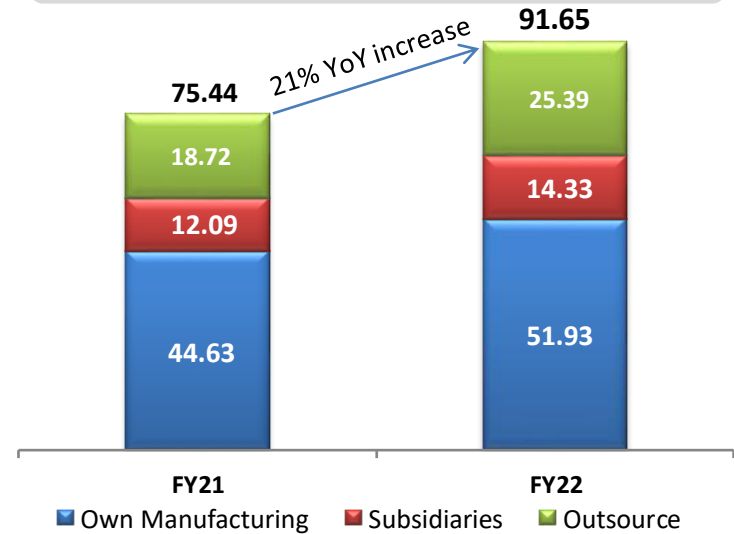
Production Growth (MSM) - FY22



Sales Growth (MSM) - Q4FY22

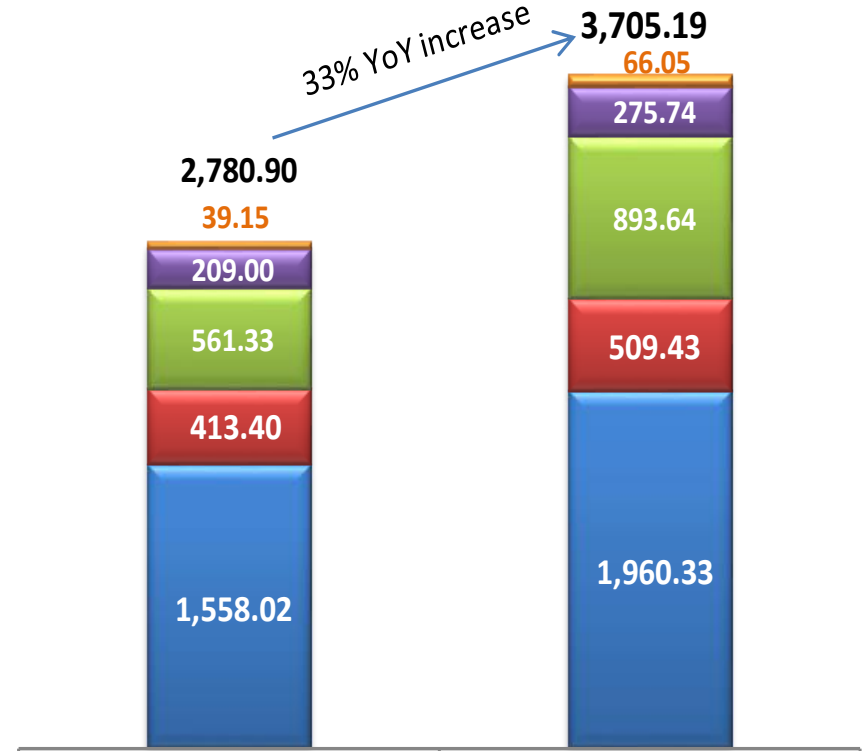
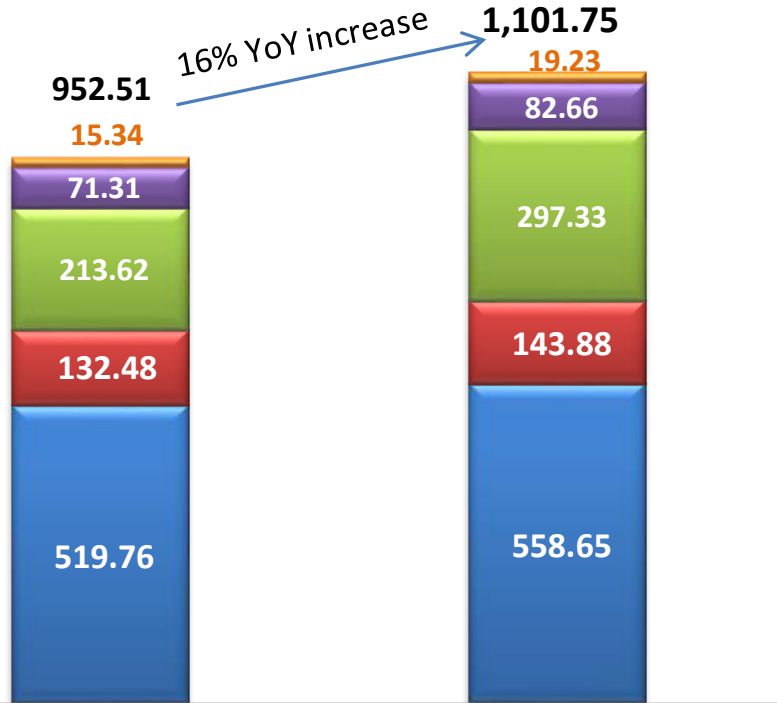


Sales Growth (MSM) - FY22



Revenue Growth – Quarterly and Yearly

Rs./ Crores



- Own Manufacturing (Tiles)
- Outsource (Tiles)
- Plywood

- Subsidiaries (Tiles)
- Sanitary ware / Faucets

- Own Manufacturing (Tiles)
- Outsource (Tiles)
- Plywood


- Subsidiaries (Tiles)
- Sanitary ware / Faucets

Quarterly and Yearly

Rs./ Crores

PBT

19% YoY decrease

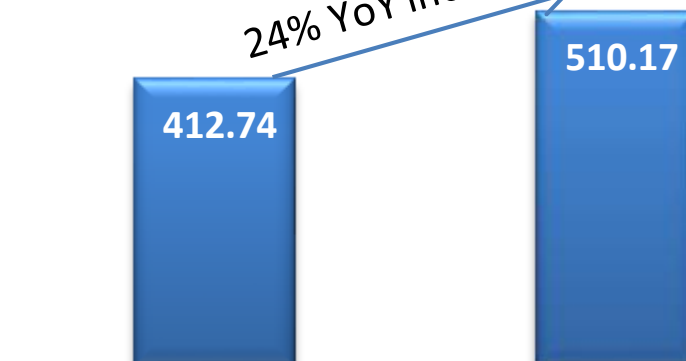


Q4FY21

Q4FY22

PBT

24% YoY increase

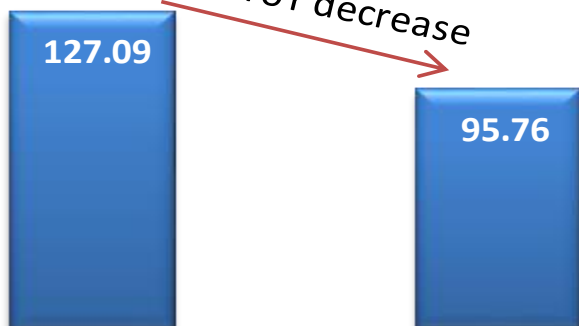


FY21

FY22

PAT

25% YoY decrease



Q4FY21

Q4FY22

PAT

22% YoY increase

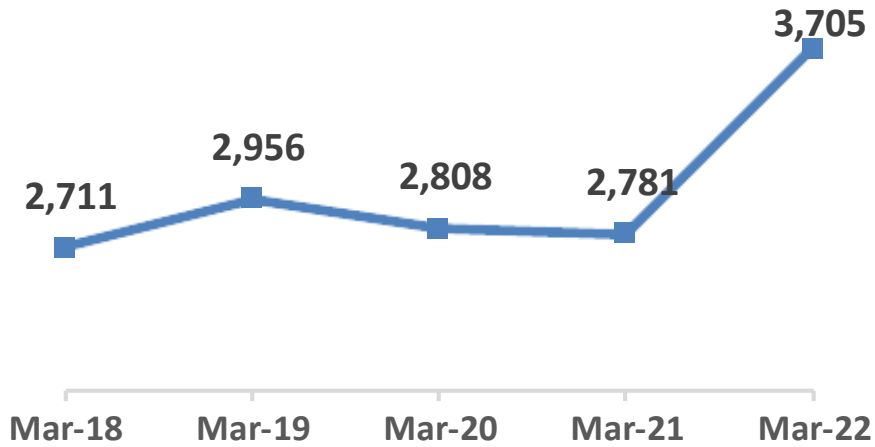


FY21

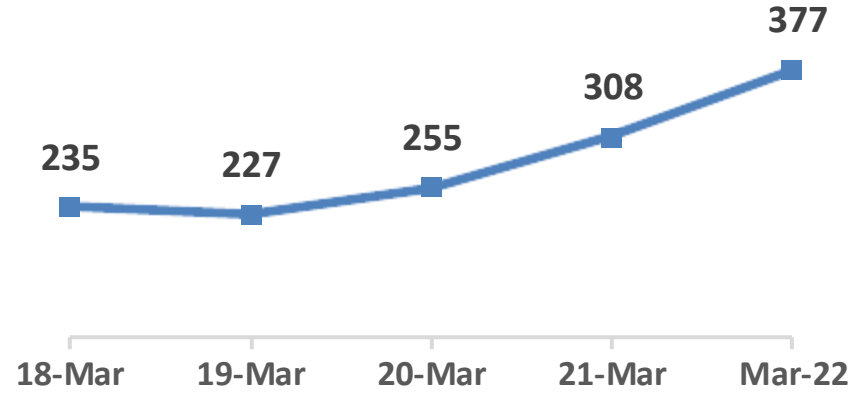
FY22

Historical Data

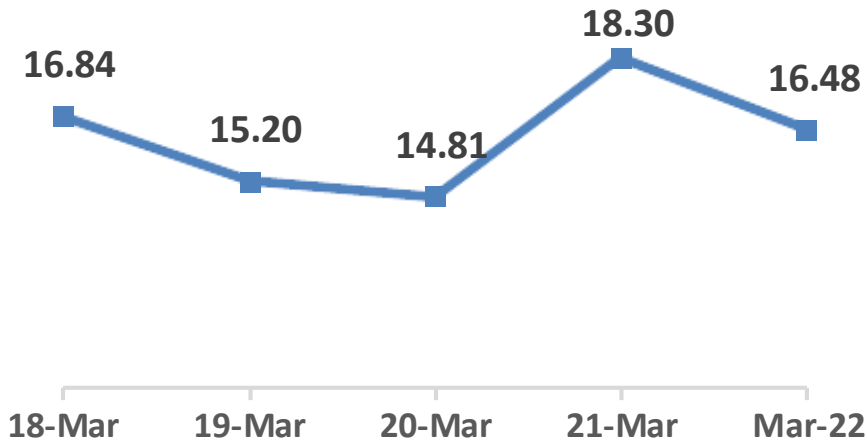
Net Sales (Rs. Crore)



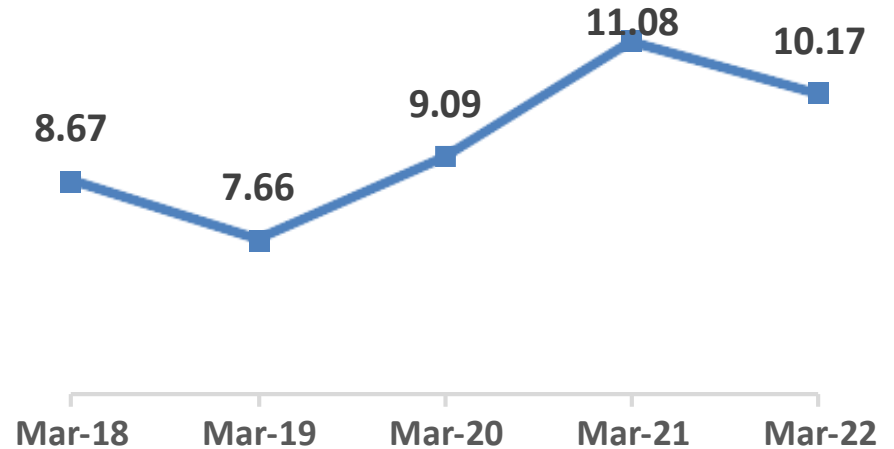
PAT (Rs. Crore)



EBDITA MARGIN (%)

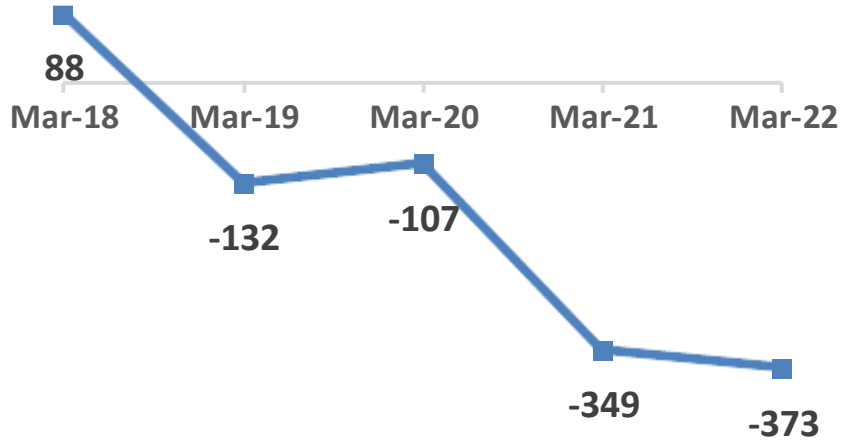


PAT MARGIN (%)

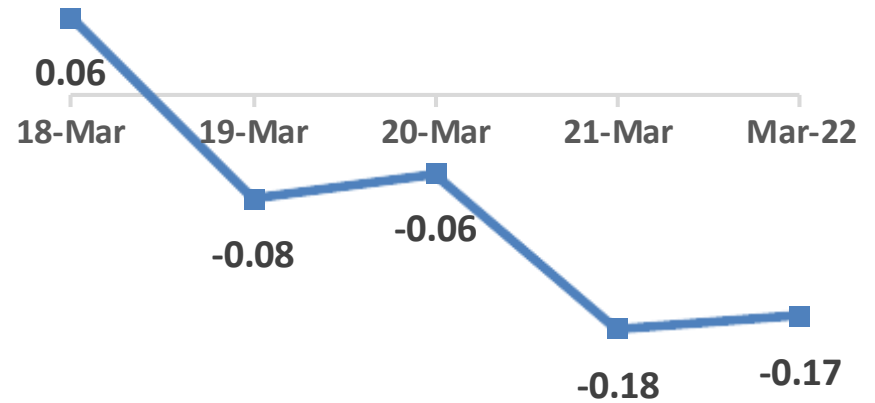


Historical Data

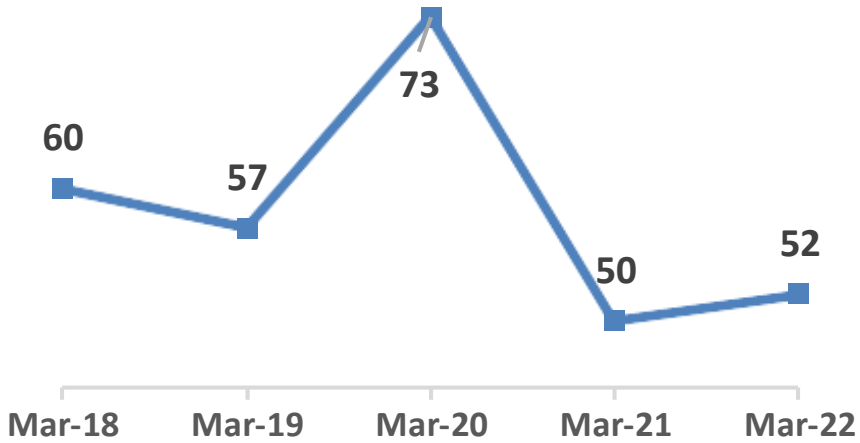
Net Debt (Rs. Crore)*



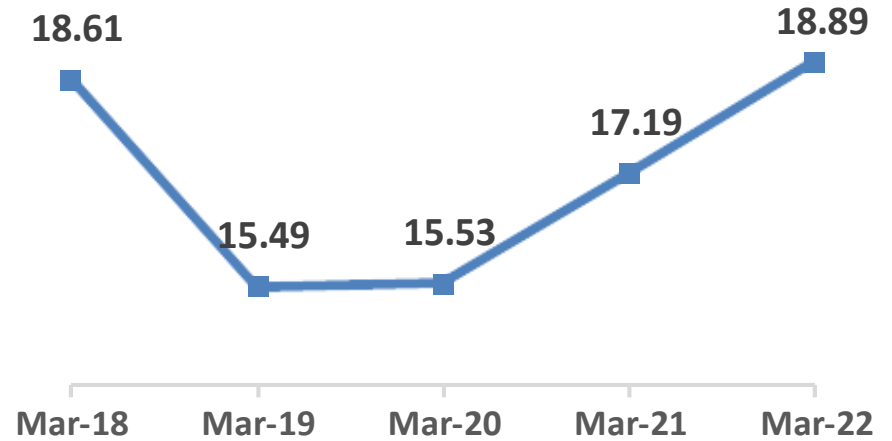
Net Debt Equity (X)



Working Capital Cycle (days)



Return on Equity (Avg.)



- Working capital days excludes capex creditors, capital advances and cash, cash equivalent & bank balance.
- For calculation of Mar-21 working capital days, only Q2, Q3 and Q4 FY21 sale has been considered

Financial Highlights

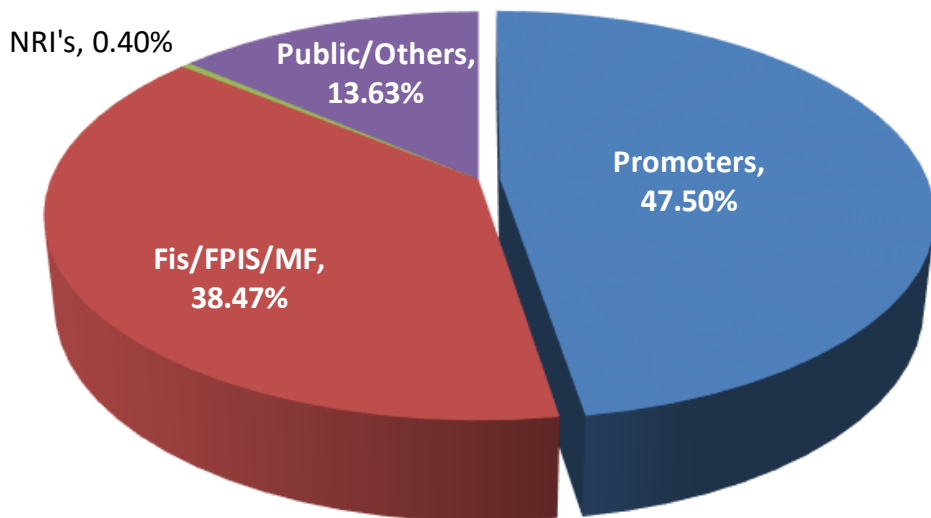
(Rs in Crore)

	Q4FY22		Q4FY21		Growth		FY22		FY21		Growth	
	Standalone	Consolidated	Standalone	Consolidated	Standalone	Consolidated	Standalone	Consolidated	Standalone	Consolidated	Standalone	Consolidated
Net Sales	987.00	1,101.75	859.26	952.51	15%	16%	3,299.38	3,705.19	2,523.20	2,780.90	31%	33%
EBITDA	144.96	165.94	164.05	190.93	-12%	-13%	531.56	610.69	460.22	508.82	16%	20%
EBITDA MARGIN	14.69%	15.06%	19.09%	20.04%			16.11%	16.48%	18.24%	18.30%		
Depreciation	21.14	32.62	20.31	26.53	4%	23%	84.16	115.36	80.58	106.67	4%	8%
Other Income	11.37	7.03	11.68	7.44	-3%	-6%	43.77	27.57	38.25	21.30	14%	29%
Interest	2.17	3.98	1.34	2.64	62%	51%	6.12	12.73	5.08	10.71	20%	19%
Profit Before Tax	133.02	136.37	154.08	169.20	-14%	-19%	485.05	510.17	412.81	412.74	17%	24%
Tax Expense	35.35	39.14	38.94	38.03	-9%	3%	122.71	127.43	104.86	103.84	17%	23%
Minority Interest		1.47		4.08				5.76		0.85		
Profit After Tax	97.67	95.76	115.14	127.09	-15%	-25%	362.34	376.98	307.95	308.05	18%	22%
Cash Profit	118.81	128.38	135.45	153.62	-12%	-16%	446.50	492.34	388.53	414.72	15%	19%
Equity Share Capital	15.92	15.92	15.91	15.91			15.92	15.92	15.91	15.91		
EPS (Basic) (Rs.)	6.13	6.02	7.24	7.99	-15%	-25%	22.76	23.69	19.37	19.37	18%	22%

Shareholding Pattern

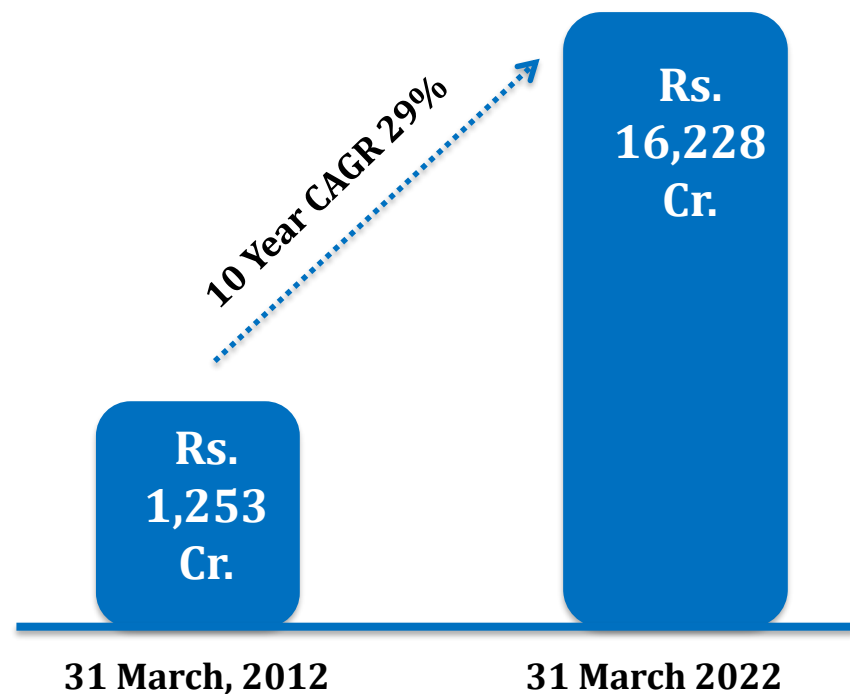
Equity Shares Outstanding – 159.20 millions

As on 31st March 2022



Value Creation

Market capitalization



Kajaria Ceramics is the largest manufacturer of ceramic/vitrified tiles in India and the 8th* largest in the world. It has an annual capacity of 82.80 mn. sq. meters presently, distributed across eight plants - one at Sikandrabad in Uttar Pradesh, one at Gailpur and one at Malootana in Rajasthan, three at Morbi in Gujarat and one at Vijaywada and one at Srikalahasti in Andhra Pradesh

For further information, please visit www.kajariaceramics.com or contact:

Mr. Sanjeev Agarwal, CFO

+91 11 26946409 (Board),

+91 11 41064110 (Direct)

Email: sanjeev@kajariaceramics.com

Mrs. Pallavi Bhalla, GM Investor Relations

+91 11 26946409 (Board),

+91 11 40946552 (Direct)

Email: pallavibhalla@kajariaceramics.com

Disclaimer: Certain Statements in this document may be forward-looking within the meaning of applicable laws and regulations. And actual results might differ substantially from those expressed or implied. Such statements are subject to certain risks and uncertainties like regulatory changes, local political or economic developments, technological risks, and many other factors could cause our actual results to differ. Kajaria Ceramics Limited will not be in any way responsible for any action taken based on such statements.